

How Can I Pay For PEP?

Can I Take PEP Every Time I Have Sex Without A Condom?


No. You should only use PEP in emergency situations.

- PEP is prescribed after a possible exposure to HIV.

- PEP is not a substitute for regular use of other HIV prevention.

- PEP is not the right choice for people who may be exposed to HIV frequently.

- If you engage in behaviors that may increase your chances of getting HIV, talk to your health care provider about PrEP (pre-exposure prophylaxis).



3

Depending on the reason you are prescribed PEP, you may qualify for free or low-cost PEP medicines.

- If you were sexually assaulted, you might qualify for partial or total reimbursement for medicines and clinical care costs. Find resources in your area at www.justice.gov/ovw/local-resources.

- If you think you were exposed to HIV at work, your workplace health insurance or workers' compensation will usually pay for PEP.

If you cannot get insurance coverage, your health care provider can apply for free PEP medicines through the medication assistance programs run by the manufacturers.




4

Is PEP right for you?

If you don't have HIV or don't know your HIV status and in the last 72 hours you

- May have been exposed to HIV during sex (for example, if the condom broke),
- Were sexually assaulted, or
- Shared needles, syringes, or other equipment to inject drugs

Talk to your health care provider, an emergency room doctor, or an urgent care provider about PEP right away.



2

What is PEP?

PEP, or post-exposure prophylaxis, means taking medicine to prevent HIV after a possible exposure.

PEP must be started within 72 hours (3 days) after you may have been exposed to HIV. The sooner you start PEP, the better. Every hour counts!



- If your health care provider prescribes PEP, you'll need to take it daily for 28 days.
- PEP is effective in preventing HIV, but not 100%. While taking PEP, always use condoms with sex partners and use safe injection practices.

1



For more information on PEP, visit www.cdc.gov/hiv and for general information about HIV call **1-800-CDC-INFO (232-4636)**.



Scan to learn more!

PEP

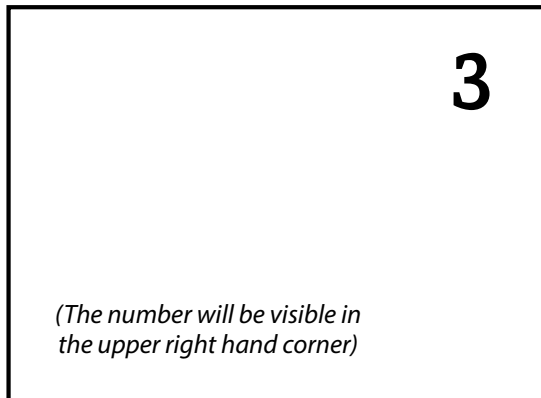
If you may have been exposed to HIV in the last 72 hours (3 days), talk to a health care provider about PEP right away.



How To Fold and Co-Brand the Pocket Guide

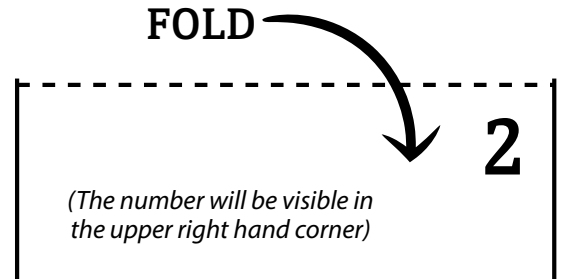
Begin by printing the brochure artwork (double sided).

1



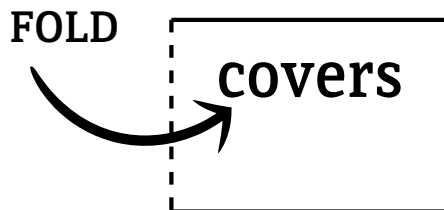
Panel 3 of the artwork should be facing the viewer.

2



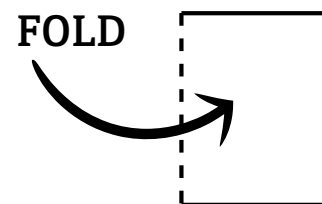
Fold paper in half (horizontally), **panel 2** should now be legible and right side up

3



Fold paper in half (vertically), the **front and back cover** should now be visible and legible

4



Fold paper in half (vertically), only the **front cover** should now be visible and legible

How to Co-Brand:

On the back cover of the pocket guide, there is a fillable PDF box that reads “**Local Information Here**”. In Adobe Acrobat, you can edit this box to add local contact information and/or resources. If you do not wish to co-brand, remove the “**Local Information Here**” text so it will not appear when printing.